



Board of County Commissioners Agenda Request

5A

Agenda Item #

Requested Meeting Date: April 22, 2025

Title of Item: H&HS Quarter 1 2025 Fiscal Report

<input checked="" type="checkbox"/> REGULAR AGENDA <input type="checkbox"/> CONSENT AGENDA	Action Requested: <input type="checkbox"/> Approve/Deny Motion <input type="checkbox"/> Adopt Resolution (attach draft) <input type="checkbox"/> Hold Public Hearing <i>*provide copy of hearing notice that was published</i>	<input type="checkbox"/> Direction Requested <input checked="" type="checkbox"/> Discussion Item <input type="checkbox"/> Information Only
Submitted by: Paula Arimborgo		Department: H&HS Administration
Presenter (Name and Title): Carli Goble, H&HS Fiscal Supervisor		Estimated Time Needed: 10 minutes
Summary of Issue: A presentation of the H&HS Quarter 1 2025 Fiscal Report.		
Alternatives, Options, Effects on Others/Comments:		
Recommended Action/Motion:		
Financial Impact: <i>Is there a cost associated with this request?</i> <input type="checkbox"/> Yes <input type="checkbox"/> No <i>What is the total cost, with tax and shipping? \$</i> <i>Is this budgeted?</i> <input type="checkbox"/> Yes <input type="checkbox"/> No <i>Please Explain:</i>		

Health & Human Services Fiscal Report

Q1 2025

Prepared by Carli Goble
Fiscal Supervisor

April 22, 2025



Revenues by Department

2025 Total Revenue Budget: \$8,319,281

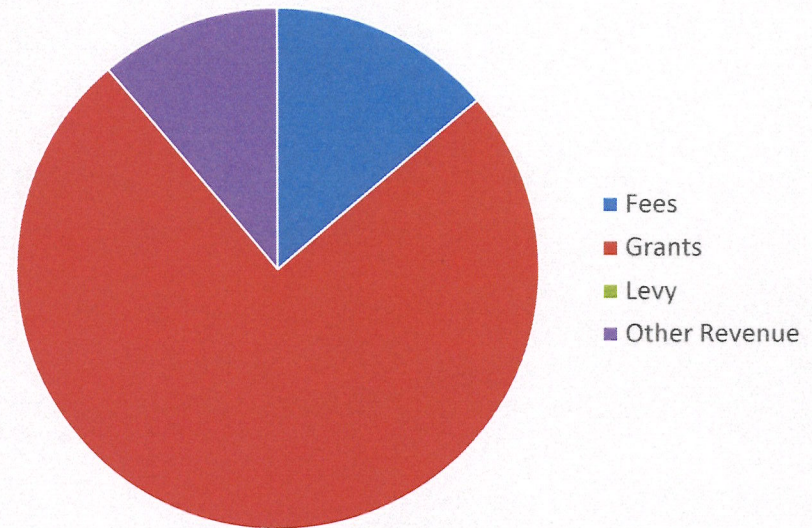
Revenue as of 3/31/2025: \$1,145,656 (14%)

-
- Public Health:
 - \$122,062 (11%)
 - Financial Services/Child Support:
 - \$450,399 (18%)
 - Social Services:
 - \$573,195 (12%)
-

Note: Majority of revenues are received in Q2 and Q4 of each year.

Revenues by Category

- Fees:
 - \$158,830 (23%)
- Grants:
 - \$858,457 (24%)
- Other Revenues:
 - \$128,370 (30%)
- Levy:
 - \$0 (0%)



Expenditures by Department

2025 Total Expense Budget: \$8,319,281

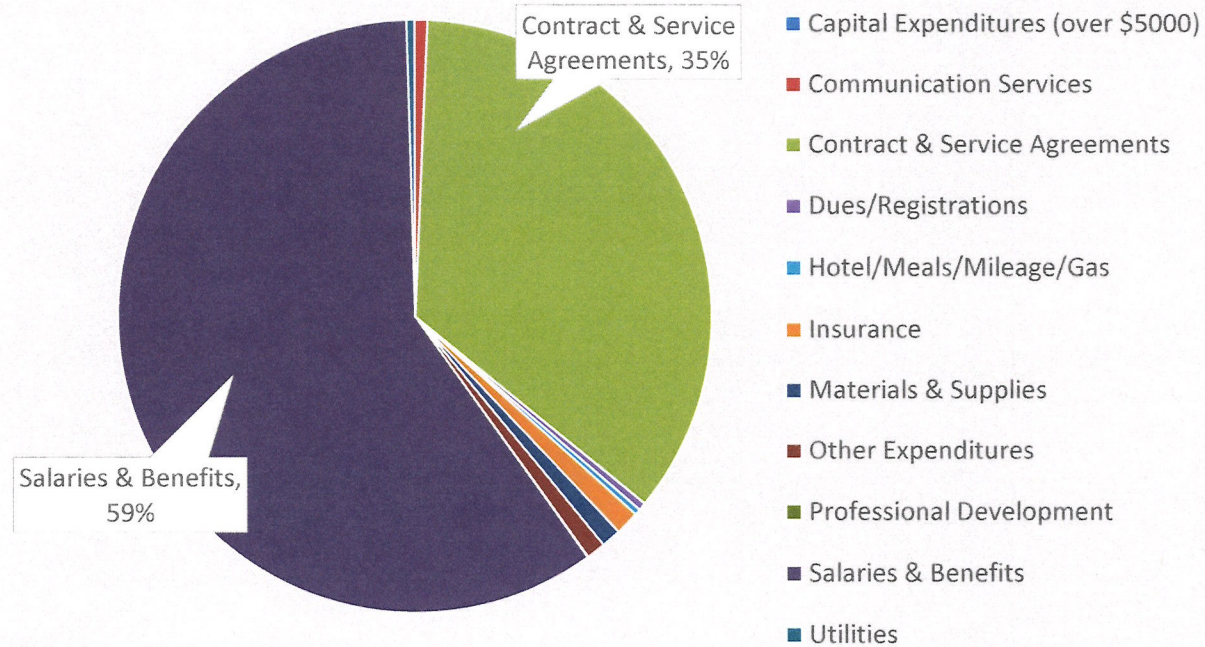
Expenses as of 03/31/2025: \$2,262,245 (27%)

-
- Public Health:
 - \$265,627 (24%)
 - Financial Services/Child Support:
 - \$673,817 (29%)
 - Social Services:
 - \$1,322,801 (27%)
-

Expenditures by Category

<ul style="list-style-type: none">• Salaries/Benefits:<ul style="list-style-type: none">◦ \$1,344,037 (23%)• Communication Services:<ul style="list-style-type: none">◦ \$15,889 (26%)• Dues/Registration:<ul style="list-style-type: none">◦ \$9,748 (78%)• Utilities:<ul style="list-style-type: none">◦ \$9,989 (27%)	<ul style="list-style-type: none">• Professional Development:<ul style="list-style-type: none">◦ \$890 (28%)• Hotel/Meals/Mileage/Gas:<ul style="list-style-type: none">◦ \$7,207 (10%)• Insurance:<ul style="list-style-type: none">◦ \$29,864 (100%)• Contracts/Service Agreements:<ul style="list-style-type: none">◦ \$797,207 (43%)	<ul style="list-style-type: none">• Materials/Supplies:<ul style="list-style-type: none">◦ \$24,117 (15%)• Capital Expenditures:<ul style="list-style-type: none">◦ \$0 (0%)• Other Expenditures:<ul style="list-style-type: none">◦ \$23,297 (27%)
---	---	---

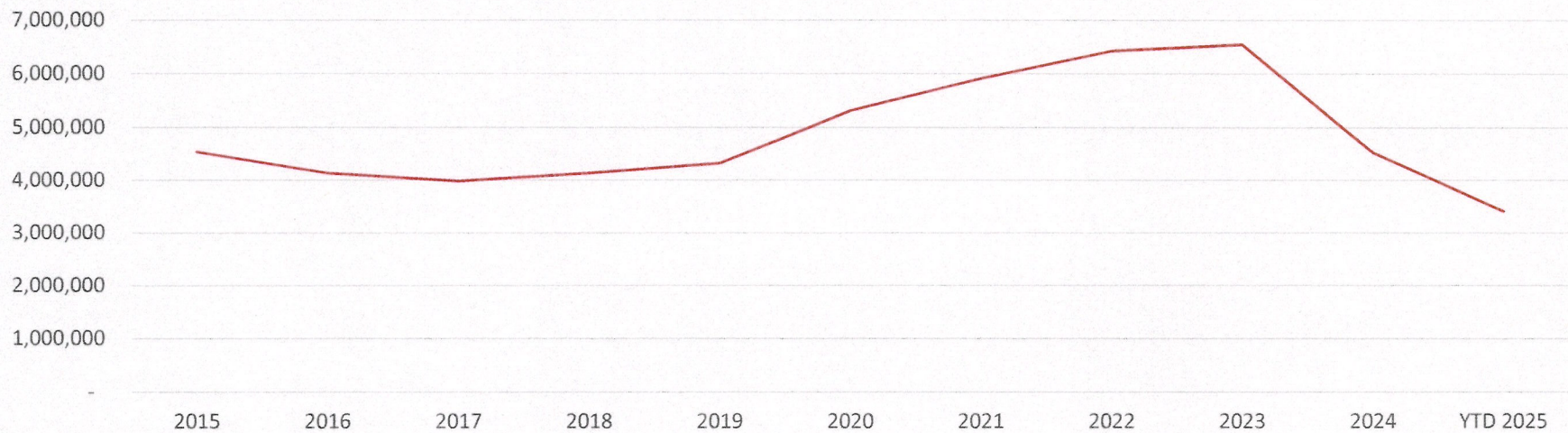
Expenditures by Category



Fund Balance Analysis

Projected to use \$0 in planned fund balance

Available Cash Balance as of 03/31/2025: \$3,409,518



Summary:

At the end of Q1 2025, should be around 25% of budgeted amounts:

Revenues are at 14%

Expenses are at 27%

Thank you!
Any questions?
